



### District Report Card: 2017


<b>State:</b> Bihar	<b>District:</b> Vaishali
<b>Class:</b> 5	<b>Subject:</b> Language
<b>Schools:</b> 61	<b>Students:</b> 1331


### Participation/Coverage


#### Students

<div>GENDER</div> <div></div>	Boys		Girls	
	Number	%	Number	%
	673	50.56	658	49.44

<div>AREA</div> <div></div>	Rural		Urban	
	Number	%	Number	%
	1289	96.84	42	3.16

<div>CATEGORY</div> <div></div>	SC		ST		OBC		GEN	
	Number	%	Number	%	Number	%	Number	%
	359	26.97	3	0.23	875	65.74	94	7.06

<div>CWSN</div> <div></div>	LD	VI	HI	S&LD	ID	Oth
	4	1	0	2	1	0

<div>Management</div> <div></div>	Government		Government-aided	
	Number	%	Number	%
	1331	100.00	0	0.00

### Average Performance of Students in Language (%)

Overall	Gender		Area		Management		Social Group			
	Male	Female	Rural	Urban	Govt.	Aided	SC	ST	OBC	GEN
52.01	52.11	51.90	52.18	46.83	52.01	0.00	48.26	53.33	53.21	55.11

## Performance on Learning Outcomes (LOs)

Learning Outcomes	Description	Average Performance(%)
L504	Reads and comprehends independently storybooks, news items/ headlines, advertisements etc.	49.15
L508	Reads text with comprehension, locates details and sequence of events	53.44

Range of Performance of Students who Answered Correctly							
Below 30%		30% - 50%		50% - 75%		Above 75%	
Number	%	Number	%	Number	%	Number	%
212	15.93	407	30.58	521	39.14	191	14.35

## Lowest Performing Learning Outcomes (LOs)

- 1 - Reads and comprehends independently storybooks, news items/ headlines, advertisements etc. (49.15)
- 2 - Reads text with comprehension, locates details and sequence of events (53.44)